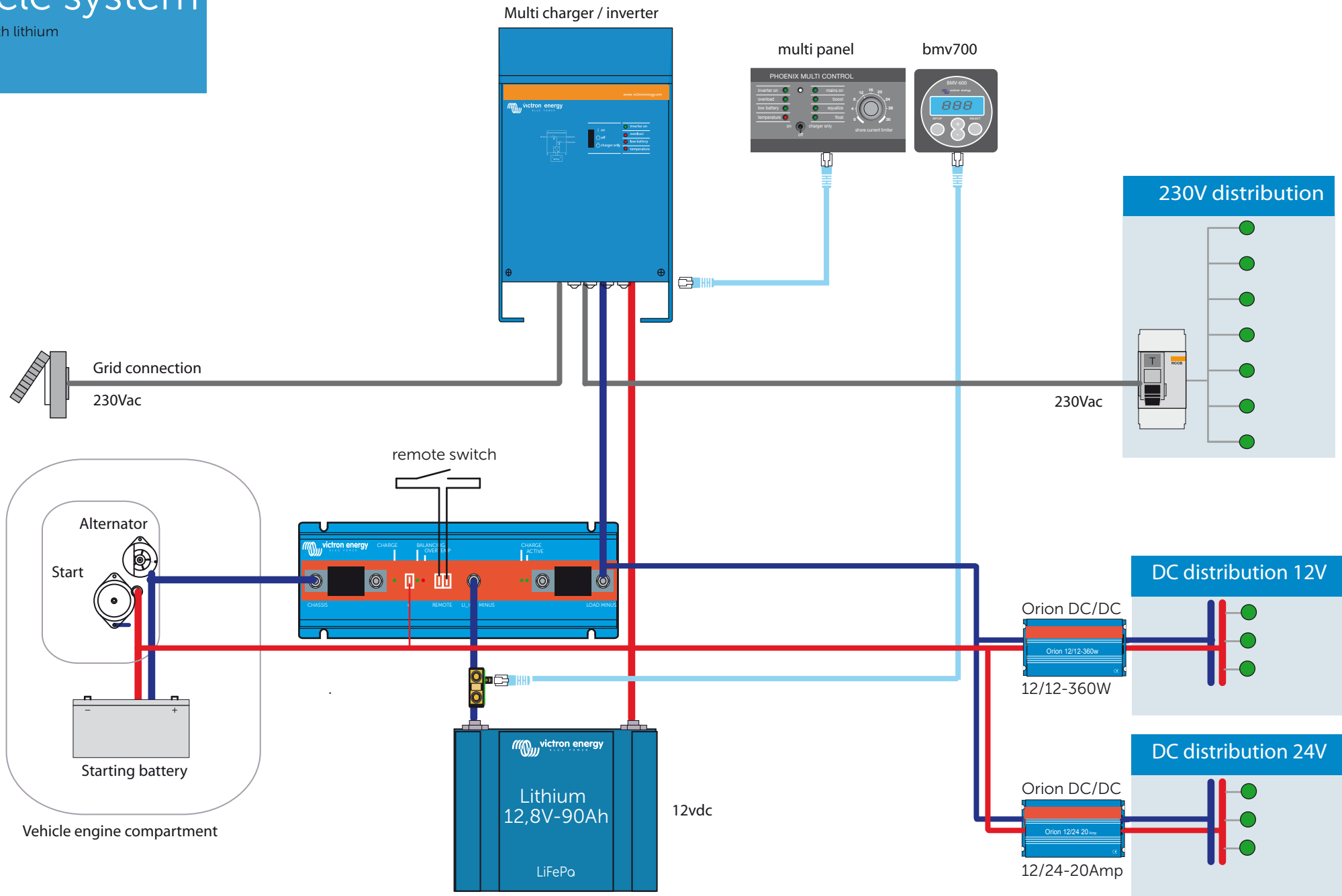
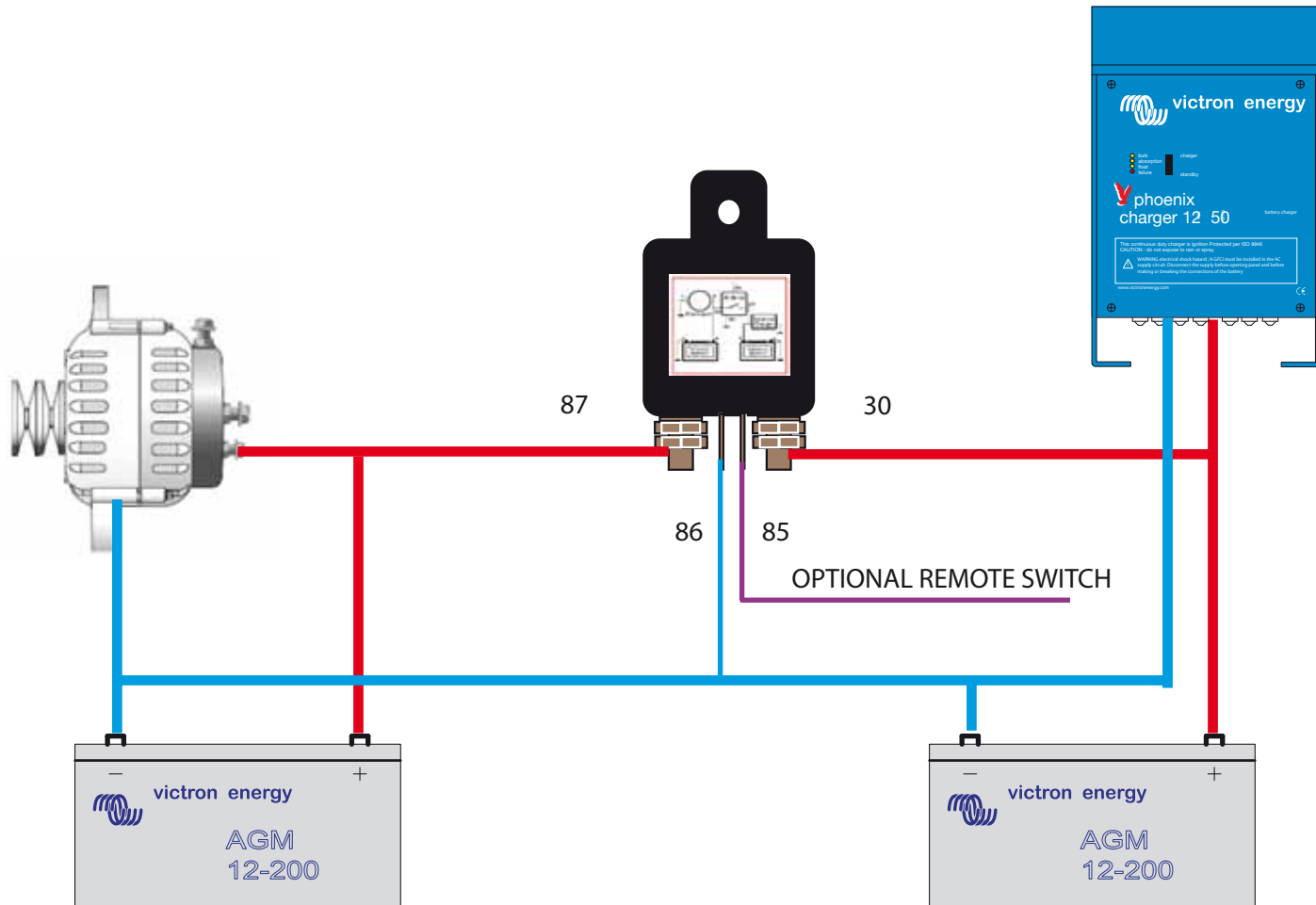
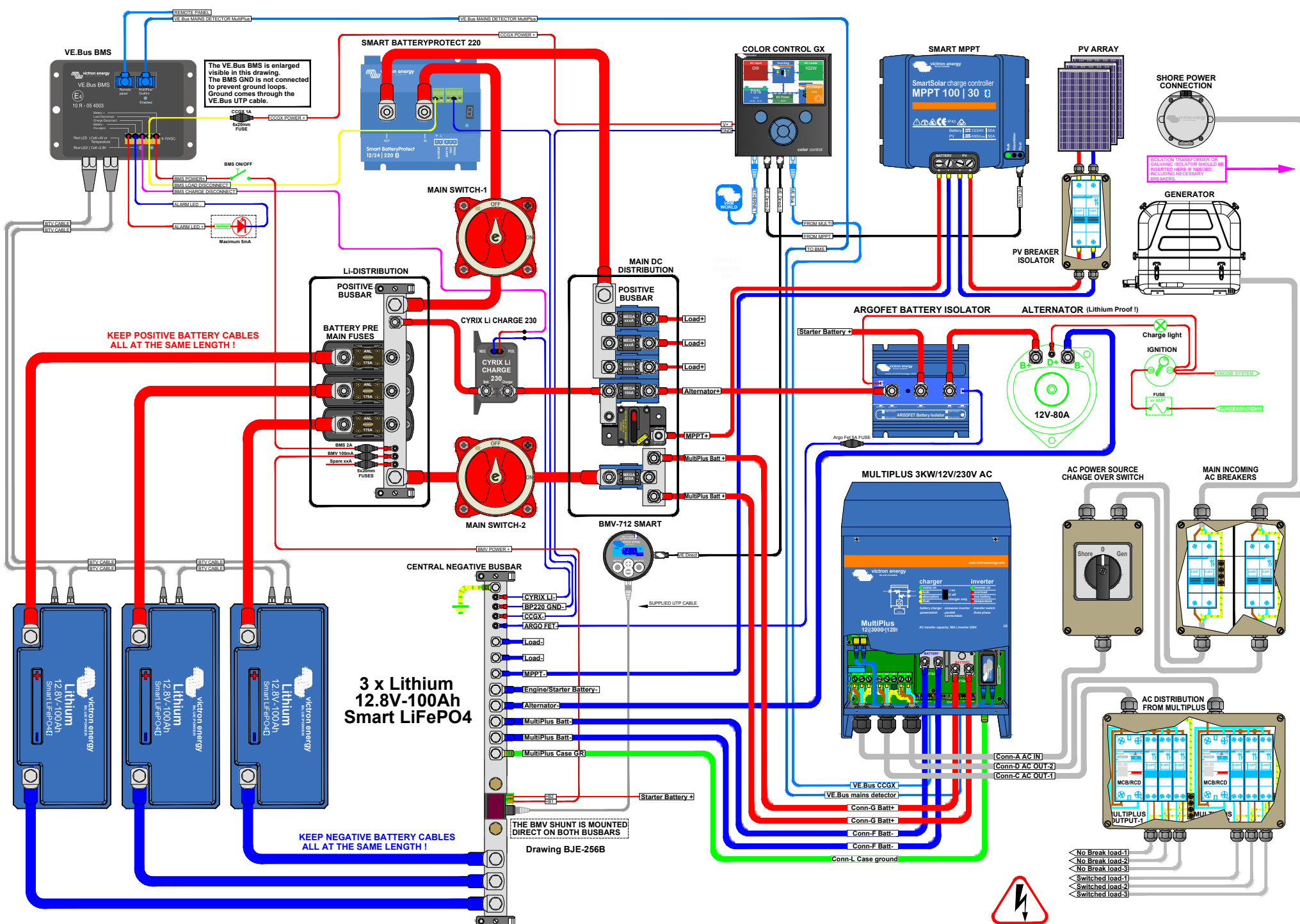


Vehicle system

schematic with lithium







Smart BatteryProtect programming
 The BatteryProtect must be programmed for Li-Ion mode and 12 Volt either through programming on the device itself or with a Bluetooth enabled smartphone or tablet. Connect the load disconnect output of the VE.Bus BMS to Remote H terminal.

Recommended AC Out-2 cable/breaker size MultiPlus
 AC Out-2 only is available when power is present on AC IN. During battery operation it will be disconnected. AC Out-2 supports up to 16A. An Earth leakage device with breaker or a combination MCB/RCD must be installed on the output. Cable size must be adjusted accordingly.

Recommended AC Out-1 cable/breaker size MultiPlus
 With Power assist the MultiPlus can add 3KW to the output load when needed. Together with the adjustable 50A input this all adds up to the max sum of input and output current of 50+13=63A. An Earth leakage device with breaker or a combination MCB/RCD must be installed on the output. Cable size must be adjusted accordingly.

Recommended DC cable/fuse size MultiPlus
 0-5 m cable length: 4 x 50Sqmm, 5-10 m cable length: 4 x 70Sqmm. When used in closed conduits, cable size should double. Cable length also stands for the distance between the battery and the MultiPlus connections !!! Recommendations are without other loads in the system and these also should be taken into account for proper main battery, main fuse & main switch cables !!! Fuse size should be 400A.

Recommended AC IN cable/breaker size MultiPlus
 AC IN must be protected by a circuit breaker rated at 50A max or less. This depends heavily on the size of the connected power source. The input current must be adjusted to fit the size of the connected power source. The breaker and cable size for AC IN should be adjusted accordingly.

WARNING
 230 VOLT IS EXTREMELY HAZARDOUS DO NOT TOUCH ANY LIVE WIRED PARTS OF THE INSTALLATION !!! WHEN IN DOUBT, ALWAYS CONSULT YOUR VICTRON DEALER !!!

- < No Break load-1
- < No Break load-2
- < No Break load-3
- < Switched load-1
- < Switched load-2
- < Switched load-3