Berger

Bedienungsanleitung

# Veskaro 2 in 1 Camping Laterne und Lichterkette

**GB** | 2 in 1 camping lantern and fairy lights
**FR** | Lanterne et guirlande lumineuse de camping 2 en 1
**IT** | 2 in 1 lanterna da campeggio e luci fiabesche
**NL** | 2 in 1 camping lantaarn en fee lampjes

Nr. 426344

**Bitte lies dir diese Anleitung unbedingt vor Inbetriebnahme komplett durch.**

## Spezifikationen

| | |
|---|---|
| Farbtemperatur (K): | Lichterkette 3000 K, Campingleuchte 4000 K |
| Lichtleistung (Lm): | 100 ~ 200 lm |
| Batteriekapazität (mAh): | 1x1800mAh Lithium Ionen Akku |
| Aufladezeit (H): | ca. 2,5 Stunden |
| Laufzeit (H): | Lichterkette: 5 Stunden |
| | Campingleuchte: 3 Stunden |
| | Lichterkette und Campingleuchte: 2 Stunden |
| Lagerungsbedingungen: | Trockener, gut belüfteter Ort |
| Gesamtgewicht (g): | 215 g |
| Größe (Hxø): | 110 x 36 mm |
| Materialien: | ABS |
| IP-Schutzart (IP): | IPX4 |
| Länge USB-Kabel: | 30 cm |

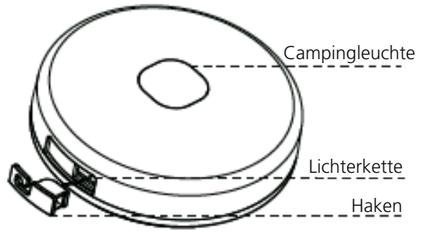


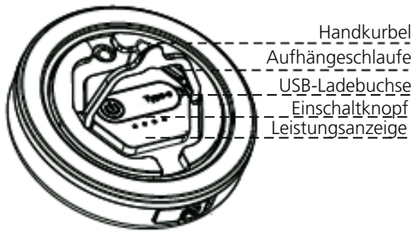


## Ein/Aus

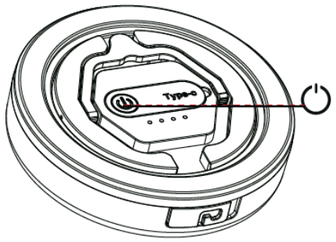

## Modus wechseln

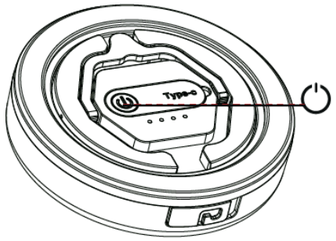

Wechseln zwischen den 5 verschiedenen Modi durch je 1x Drücken:

- Lichterkette Konstantlichtmodus
- Lichterkette Fireflymodus
- Lichterkette Atemlichtmodus
- Lichterkette und Campingleuchte Konstantlichtmodus
- Campingleuchte Konstantlichtmodus





## Laden

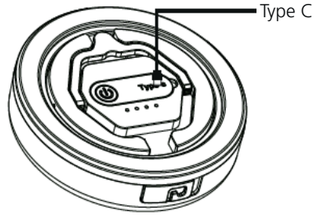


## Leistungsanzeige

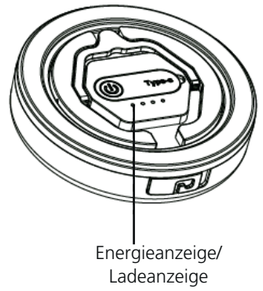


**1.** Energieanzeige

| | |
|---|---|
| Eine grüne Anzeige | ≤ 25 % |
| Zwei grüne Anzeigen | 25 - 50 % |
| Drei grüne Anzeigen | 50 - 75 % |
| Vier grüne Anzeigen | 75 - 100 % |

**2.** Ladeanzeige
Wenn die Ladeanzeige nur ein grünes Lämpchen anzeigt, muss die Leuchte aufgeladen werden. Wenn die Leuchte voll aufgeladen ist, leuchtet sie viermal grün.

## Entfalten der Lichterkette

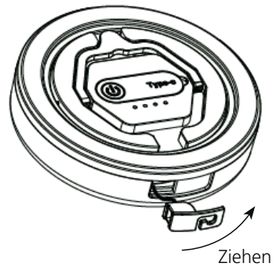


## Aufrollen der Lichterkette mit Kurbel

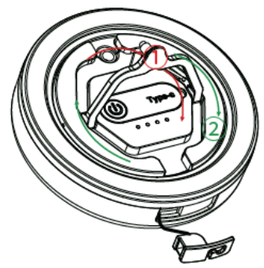


## ACHTUNG!

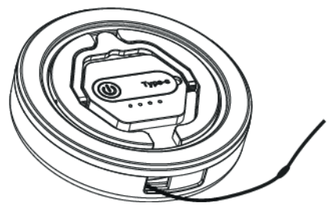

Die Lichterkette ist zu Ende und darf nicht weiter abgewickelt werden.

**Please read these instructions completely before commissioning.**

## Specifications

| | |
|---|---|
| Colour temperature (K): | light chain 3000 K, camping light 4000 K |
| Light output (Lm): | 100 ~ 200 lm |
| Battery capacity (mAh): | 1x1800mAh lithium ion battery |
| Charging time (H): | approx. 2.5 hours |
| Running time (H): | Fairy lights: 5 hours |
| | Camping light: 3 hours |
| | Fairy lights and camping light: 2 hours |
| Storage conditions: | Dry, well-ventilated place |
| Total weight (g): | 215 g |
| Size (Hxø): | 110 x 36 mm |
| Materials: | ABS |
| IP protection class (IP): | IPX4 |
| USB cable length: | 30 cm |

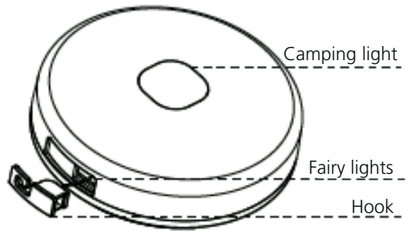


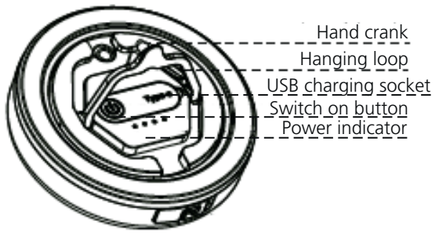


## On/Off

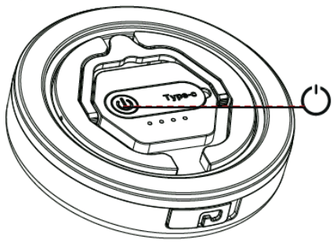

## Switch mode

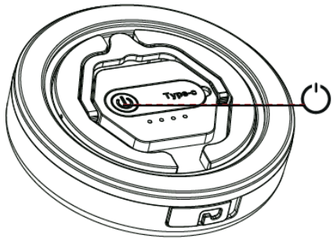

Switch between the 5 different modes by pressing once each:

- Fairy lights constant light mode
- Fairy lights firefly mode
- Breathing light mode
- Fairy lights and camping light constant light mode
- Camping light constant light mode





## Charging

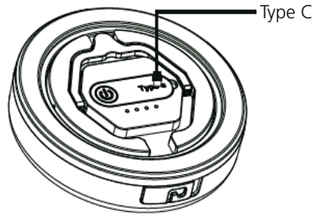


## Power display

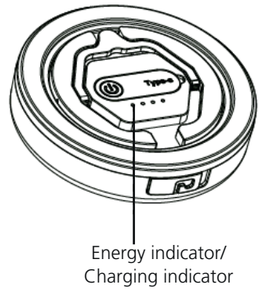


**1.** Power indicator

| | |
|---|---|
| One green indicator | ≤ 25 % |
| Two green displays | 25 - 50 % |
| Three green displays | 50 - 75 % |
| Four Green displays | 75 - 100 % |

**2.** Charging indicator
If the charging indicator lights up only one green light dash the lightneeds to be charged. It shows four green when the light is fullycharged.

## Unfolding the light chain

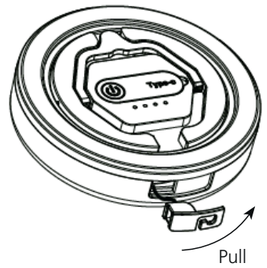


## Rolling up the light chain with crank

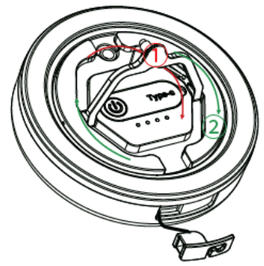


## ATTENTION!

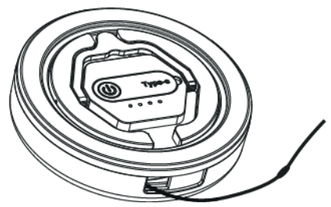

The light chain has come to an end and must not be unwound any further.

**Il est important que tu lises entièrement ce mode d'emploi avant la mise en service.**

## Spécifications

| | |
|---|---|
| Température de couleur (K) : | guirlande lumineuse 3000 K, lampe de camping 4000 K |
| Puissance lumineuse (Lm) : 1 | 00 ~ 200 lm |
| Capacité de la batterie (mAh) : | batterie lithium-ion 1x1800mAh |
| Temps de recharge (H) : | env. 2,5 heures |
| Durée de fonctionnement (H) : | Guirlande lumineuse : 5 heures |
| | Lampe de camping : 3 heures |
| | Guirlande lumineuse et lampe de camping : 2 heures |
| Conditions de stockage : | Endroit sec et bien ventilé |
| Poids total (g) : | 215 g |
| Taille (Hxø) : | 110 x 36 mm |
| Matériaux: | ABS |
| Indice de protection IP (IP): | IPX4 |
| Longueur du câble USB: | 30 cm |

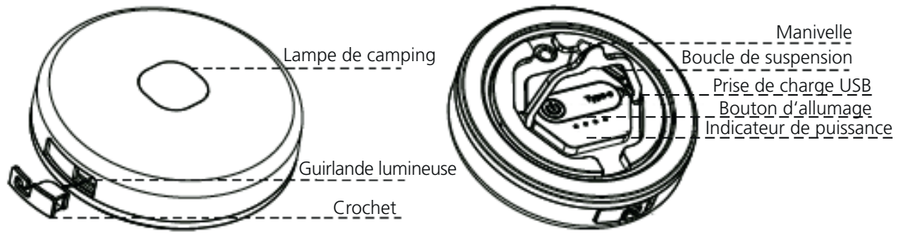


## Marche/Arrêt

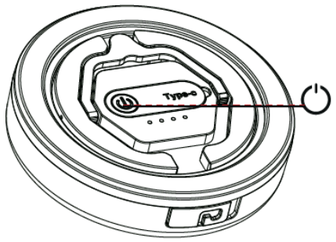

## Changer de mode

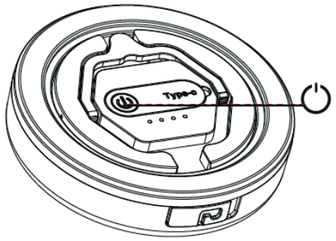

Changer entre les 5 modes différents en appuyant 1x sur chacun :

- Guirlande lumineuse mode lumière constante
- Guirlande lumineuse mode Firefly
- Guirlande lumineuse mode lumière respiratoire
- Guirlande lumineuse et lampe de camping Mode lumière constante
- Lampe de camping mode lumière constante





## Chargement

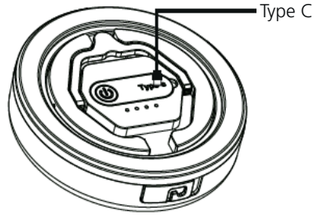


## Indicateur de puissance

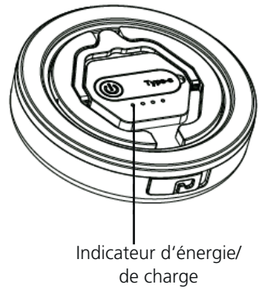


**1.** Indicateur de puissance

| | |
|---|---|
| Un indicateur vert | ≤ 25 % |
| Deux voyants verts | 25 - 50 % |
| Trois affichages verts | 50 - 75 % |
| Quatre affichages verts | 75 - 100 % |

**2.** Indicateur de charge
Si l'indicateur de charge n'allume qu'un seul voyant vert, le voyant doit être rechargé.
Il s'allume quatre fois en vert lorsque la lampe est complètement chargée.

## Déploiement de la guirlande lumineuse

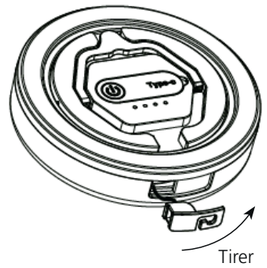


## Enrouler la guirlande lumineuse avec la manivelle

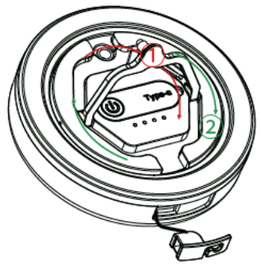


## ATTENTION!

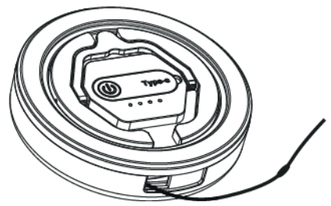

La chaîne légère est arrivée à son terme et ne doit plus être déroulée.

**Prima della messa in funzione, leggere attentamente le presenti istruzioni.**

## Caratteristiche tecniche

| | |
|---|---|
| Temperatura di colore (K): | catena luminosa 3000 K, luce da campeggio 4000 K |
| Potenza luminosa (lm): | 100 ~ 200 lm |
| Capacità della batteria (mAh): | 1x1800mAh batteria agli ioni di litio |
| Tempo di ricarica (H): | circa 2,5 ore |
| Tempo di funzionamento (H): | Luci da fata: 5 ore |
| | Luce da campeggio: 3 ore |
| | Luci di Natale e luce da campeggio: 2 ore |
| Condizioni di conservazione: | Luogo asciutto e ben ventilato |
| Peso totale (g): | 215 g |
| Dimensioni (Hxø): | 110 x 36 mm |
| Materiali: | ABS |
| Grado di protezione IP (IP): | IPX4 |
| Lunghezza cavo USB: | 30 cm |

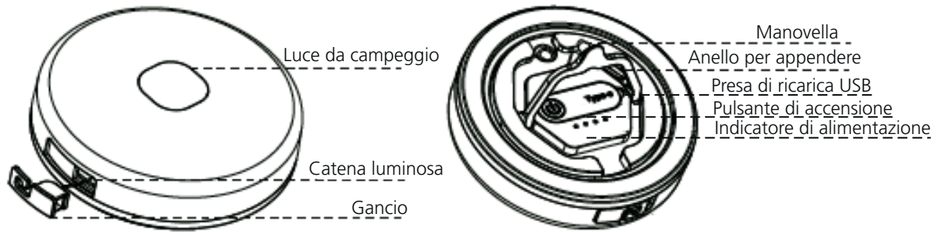


## Accensione e spegnimento

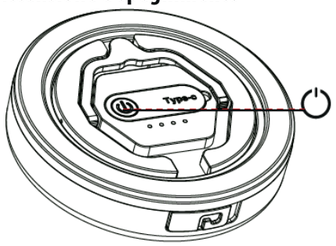

## Modalità di commutazione

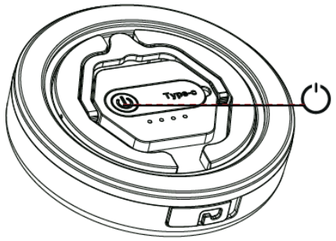

Per passare da una modalità all'altra basta premere una volta su ciascuna:

- Modalità luce costante delle luci delle fate
- Modalità lucciole
- Modalità luce respirabile
- Modalità luce costante luci di fata e luce da campeggio
- Modalità luce costante per la luce da campeggio





## Carica

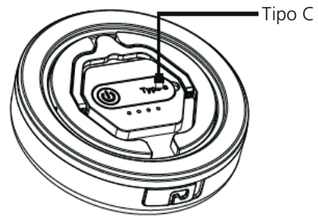


## Display di potenza

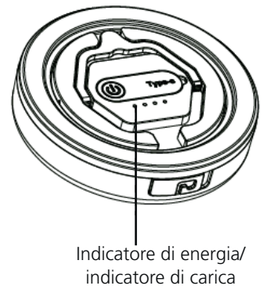


**1.** Indicatore di potenza

| | |
|---|---|
| Un indicatore verde | ≤ 25 % |
| Due indicatori verdi | 25 - 50 % |
| Tre indicatori verdi | 50 - 75 % |
| Quattro display verdi | 75 - 100 % |

**2.** Indicatore di carica
Se l'indicatore di carica si accende con una sola luce verde, la luce deve essere caricata. Quando la luce è completamente carica, si accendono quattro luci verdi.

## Svolgimento della catena luminosa

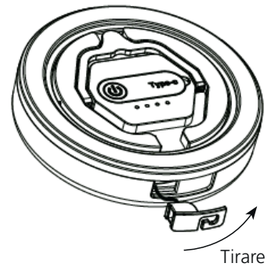


## Arrotolare la catena luminosa con la manovella

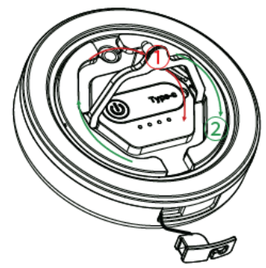


## ATTENZIONE!

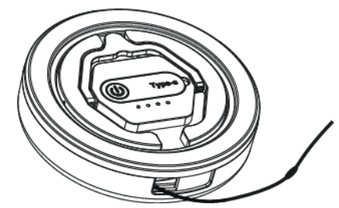

La catena leggera è giunta alla fine e non deve essere ulteriormente.

**Lees deze instructies volledig door voor ingebruikname.**

## Specificaties

| | |
|---|---|
| Kleurtemperatuur (K): | Lichtketting 3000 K, campinglamp 4000 K |
| Lichtopbrengst (Lm): | 100 ~ 200 lm |
| Batterijcapaciteit (mAh): | 1x1800mAh lithium ion batterij |
| Oplaadtijd (H): | ongeveer 2,5 uur |
| Looptijd (H): | Feeënverlichting: 5 uur |
| | Campinglampje: 3 uur |
| | Feeënverlichting en campinglampje: 2 uur |
| Opslagcondities: | Droge, goed geventileerde plaats |
| Totaal gewicht (g): | 215 g |
| Afmetingen (Hxø): | 110 x 36 mm |
| Materialen: | ABS |
| IP-beschermingsklasse (IP): | IPX4 |
| Lengte USB-kabel: | 30 cm |

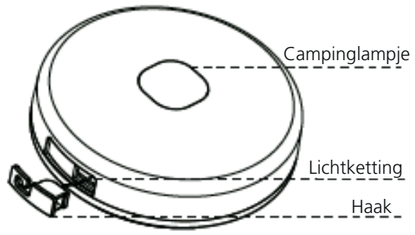


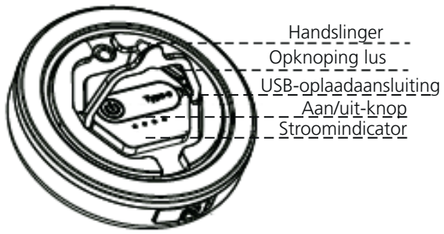


## Aan/uit

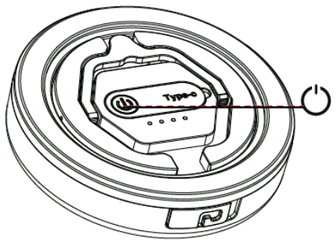

## Modus schakelen

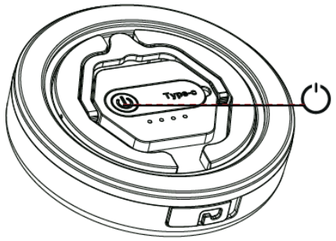

Schakel tussen de 5 verschillende modi door ze elk één keer in te drukken:

- Feeënverlichting constante lichtmodus
- Feeënlichtjes vuurvliegmodus
- Modus ademend licht
- Sprookjes en campinglicht constante lichtmodus
- Campinglicht constante lichtmodus





## Opladen

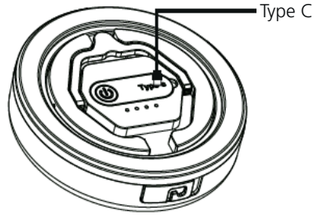


## Machtsvertoning

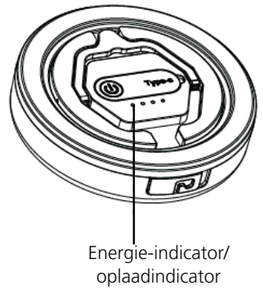


**1.** Indicator voeding

| | |
|---|---|
| Eén groene indicator | ≤ 25 % |
| Twee groene indicatielampjes | 25 - 50 % |
| Drie groene indicaties | 50 - 75 % |
| Vier groene indicaties | 75 - 100 % |

**2.** Oplaadindicator
Als de oplaadindicator slechts één groen lampje laat zien, moet het lampje worden opgeladen. Er branden vier groene lampjes als het lampje volledig is opgeladen.

## De lichtketting uitvouwen

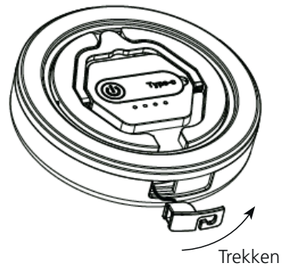


## De lichtketting oprollen met de slinger

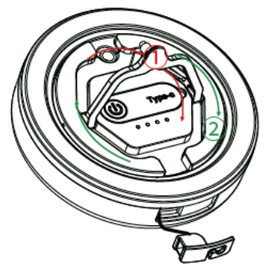


## OPGELET!

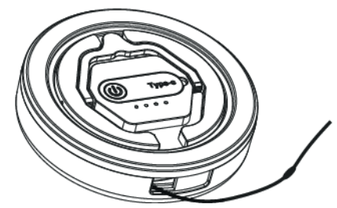

De lichte keten is ten einde en mag niet verder worden verder worden afgewikkeld.

Fritz Berger GmbH • Fritz-Berger-Str. 1 • 92318 Neumarkt • Germany
**service@fritz-berger.de**
**service-client@berger-camping.fr**
**servizio-client@berger-camping.it**
**klantenservice@berger-camping.nl**

**www.fritz-berger.de**