



Campingstuhl Recliner Serviceanleitung

Campingchair Recliner
service instructions

Modell | Model: **HCAMPCH03**

horntools®

Gear up for adventure

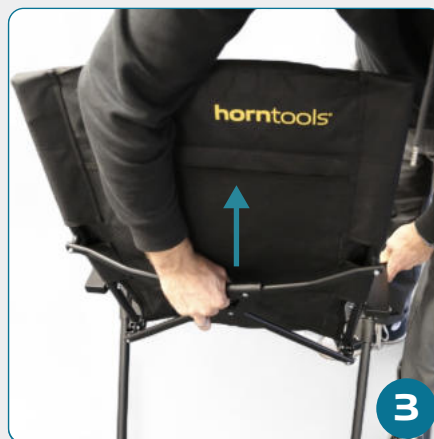


1 Armlehnen auseinanderziehen
Pull apart armrests

2 Verriegelung nach unten drücken
Press the lock downwards

3 Verriegelung lösen
Release lock

4 Armlehnen zusammen drücken
Push armrests together



Extras

Verstellbare Lehne | Adjustable backrest



Getränkehalter & Organizer
Cupholder & Organizer



Nackenkissen | Neck pillow



Netztasche | Mesh pocket

