

**BARBECUES :
4 SERIES PREMIUM - PREMIUM S
PREMIUM W**

4 PREMIUM



4 PREMIUM S



4 PREMIUM W




BARBECUES : 4 SERIES PREMIUM - PREMIUM S PREMIUM W



Smooth
Lisse

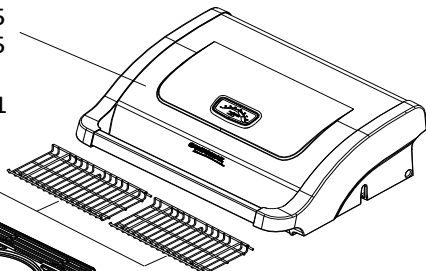
Textured
Texturé



5010006091

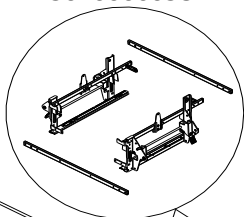
5010006075
5010006085

5010006121



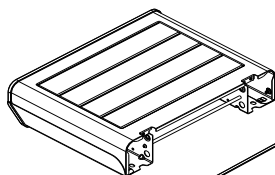
5010006109
5010006137

5010006058



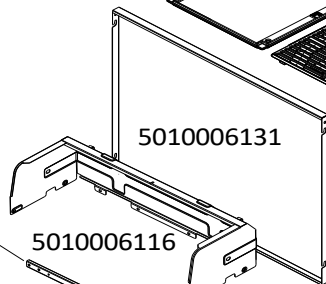
5010006114
5010006142

5010006119




5010006066

5010006056
See next page
voir page suivante

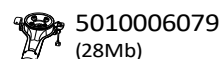


5010006131

5010006116



5010002500



5010006079
(28Mb)

5010006072

2188305
5010006071

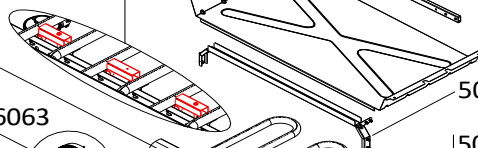
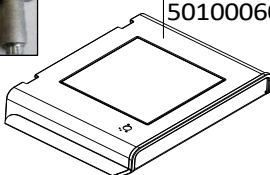
5010006204 - 5010006210
5010006214 - 5010006234
5010006303

Control panel + gas pipe
Console + tubulure
See next page
voir page suivante

5010006126

5010006082

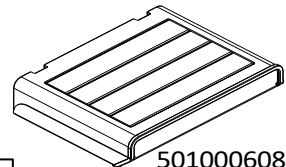
5010006262



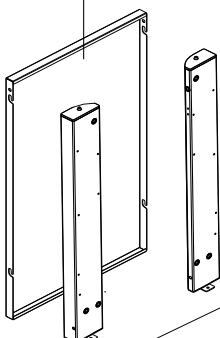
5010006127

5010006110 5010006063

5010006060 (28Mb)
5010006141 (50Mb)




5010006086

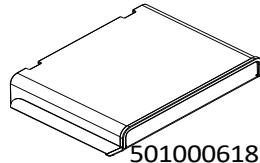


5010006279
5010006077
5010006122
(Fr - De)

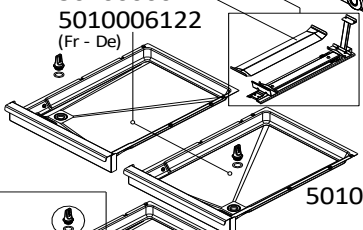
5010005834



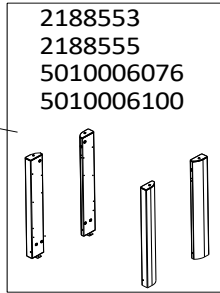
5010006078



5010006187



5010006108

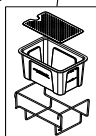
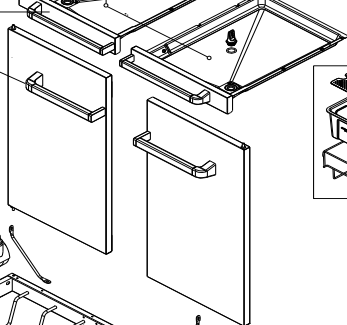
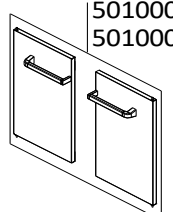


2188553
2188555
5010006076
5010006100

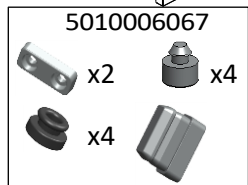
5010006129 (Exp. - Ch)
5010006287

5010006066
5010006112

5010006259
5010006261



5010006057
5010006087



5010006067

x2 x4
x4



ACCESSORY BAG
SACHET ACCESSOIRES
5010006066

SCREW BAG
SACHET DE VIS
5010006149

5010004873

67985


**BARBECUES :
4 SERIES PREMIUM - PREMIUM S
PREMIUM W**

5010006204 - 5010006210

5010006214 - 5010006234 - 5010006303


CONTROL PANELS + GAS PIPE / CONSOLE + TUBULURE GAZ

5010006204 **4 PREMIUM S - Fr**




DARK GREY / GRIS FONCE
CONTROL PANEL + STOVE GAS PIPE 28Mb WITHOUT ELECTRODES (Fr)
CONSOLE + TUBULURE RECHAUD LATERAL 28Mb SANS ELECTRODES (Fr)

5010006210 **4 PREMIUM S - Ch**




DARK GREY / GRIS FONCE
CONTROL PANEL + STOVE GAS PIPE 28Mb WITHOUT ELECTRODES (Ch)
CONSOLE + TUBULURE RECHAUD LATERAL 28Mb SANS ELECTRODES (Ch)

5010006214 **4 PREMIUM - De**



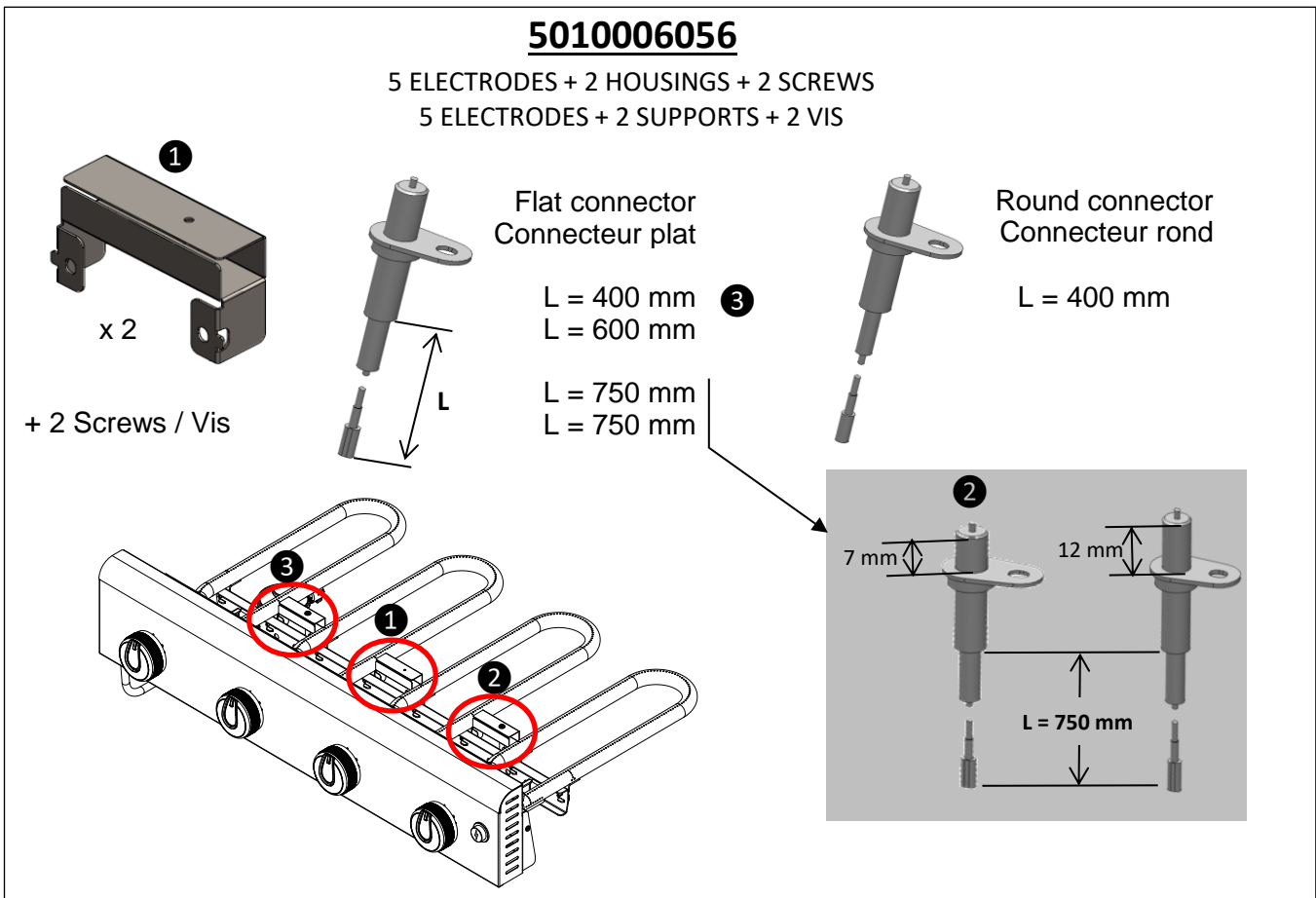

DARK GREY / GRIS FONCE
CONTROL PANEL + GAS PIPE 50Mb WITHOUT ELECTRODES (De)
CONSOLE + TUBULURE 50Mb SANS ELECTRODES (De)

5010006234 **4 PREMIUM W - Fr**



TEXTURED BLACK / NOIR TEXTURE
CONTROL PANEL + GAS PIPE 28Mb WITHOUT ELECTRODES (Fr)
CONSOLE + TUBULURE 28Mb SANS ELECTRODES (Fr)

**BARBECUES :
4 SERIES PREMIUM - PREMIUM S
PREMIUM W**



BARBECUES : 4 SERIES PREMIUM - PREMIUM S PREMIUM W



SPARE PARTS REF.	POINTS	EN DESCRIPTIONS	FR DESCRIPTIONS	4 SERIES PREMIUM	4 SERIES PREMIUM S	4 SERIES PREMIUM W
67985	90	SET OF WHEELS (x2)	ENSEMBLE ROUES (x2)	X	X	X
2188305	320	SIDE BURNER TABLE - TEXTURED - DARK GREY	ETAGERE RECHAUD LATERAL - TEXTURE - GRIS FONCE		X	
2188553	320	KIT LEGS (X4) - TEXTURED	KIT PIEDS (X4) - TEXTURE	X	X	
2188555	340	KIT LEGS (X4) - TEXTURED	KIT PIEDS (X4) - TEXTURE			X
5010002500	50	SIDE STOVE PAN SUPPORT	SUPPORT DE CASSEROLE RECHAUD LATERAL		X	
5010004873	50	MAGNETS (X2)	AIMANTS (X2)	X	X	X
5010005834	40	PUSH BUTTON ELECTRONIC IGNITOR (SILVER CAP)	BOUTON POUSSOIR TRAIN D'ETINCELLES (BOUTON ARGENTE)	X	X	X
5010006056	100	ELECTRODES + HOUSINGS KIT	KIT ELECTRODES + SUPPORTS	X	X	X
5010006057	270	CHASSIS - SMOOTH - SHINY	CHASSIS - LISSE - BRILLANT	X	X	
5010006058	680	BASE FRAME	BASE SUPPORT DE CUVE	X	X	X
5010006060	100	STAINLESS STEEL BURNER 28Mb	BRULEUR INOX 28Mb		X	X
5010006063	80	KNOB (X2) - CHROMED	VOLANT (X2) - CHROME	X	X	X
5010006066	130	ACCESSORY BAG	SACHET ACCESSOIRES	X	X	X
5010006067	70	KIT SILICONE PADS FOR LID AND SIDE TABLE + DOOR WASHERS	KIT PATINS POUR COUVERCLE ET TABLETTE LATERALE + RONDELLES POUR PORTES	X	X	X
5010006071	320	SIDE BURNER TABLE - SMOOTH - DARK GREY	ETAGERE RECHAUD LATERAL - LISSE - GRIS FONCE		X	
5010006072	50	KNOB FOR SIDE STOVE	VOLANT POUR RECHAUD LATERAL		X	
5010006075	550	LID WITH THERMOMETER - DARK GREY	COUVERCLE AVEC THERMOMETRE - GRIS FONCE	X	X	
5010006076	320	KIT LEGS (X4) - SMOOTH	KIT PIEDS (X4) - LISSE	X	X	
5010006077	40	GREASE DRAWER TENT	TENTE TIROIR A GRAISSE	X	X	X
5010006078	180	ELECTRONIC IGNITION BOXES 2 AND 3 OUTLETS WITH CONNECTION WIRES	BOITIERS ALLUMAGE ELECTRONIQUE 2 ET 3 SORTIES AVEC CABLES DE CONNECTION	X	X	X
5010006079	90	BURNER WITH ELECTRODE FOR SIDE STOVE - 28MB	BRULEUR AVEC ELECTRODE POUR RECHAUD LATERAL - 28MB		X	
5010006082	260	KIT OF REMOVABLE PARTS (FIREBOX)	KIT DE PARTIES AMOVIBLES (CUVE)	X	X	X
5010006085	550	LID WITH THERMOMETER - SMOOTH - BLACK	COUVERCLE AVEC THERMOMETRE - LISSE - NOIR			X
5010006086	340	SIDE TABLE - SMOOTH - BLACK	ETAGERE - LISSE - NOIR			X
5010006087	260	CHASSIS - TEXTURED - BLACK	CHASSIS - TEXTURE - NOIR			X
5010006091	130	THERMOMETER WITH 2 CHROMED AND SMOOTH BLACK BEZELS	THERMOMETRE AVEC 2 CADRANS CHROME ET LISSE NOIR	X	X	X
5010006100	340	KIT LEGS (X4) - SMOOTH	KIT PIEDS (X4) - LISSE			X
5010006108	70	WATER CONTAINER WITH FILTER AND WIRES	COMPARTIMENT A EAU AVEC FILTRE ET SUPPORT	X	X	X
5010006109	270	ENAMELLED CAST IRON COOKING GRID (FRAME + CIRCLE) - SEMI SHINY	GRILLE DE CUISSON FONTE EMAILLEE (CADRE + CERCLE) - SEMI BRILLANTE	X	X	
5010006110	80	LEFT OR RIGHT SIDE PANEL - SMOOTH - BLACK	PANNEAU LATERAL GAUCHE OU DROITE - LISSE - NOIR	X	X	X
5010006112	40	DOOR OR GREASE DRAWER STEEL HANDLE	POIGNEE DE PORTE OU DE TIROIR A GRAISSE EN ACIER	X	X	X
5010006114	280	REVERSIBLE COOKING ENAMELLED CAST IRON COOKING GRIDDLE - SEMI SHINY	PLAQUE DE CUISSON FONTE EMAILLEE REVERSIBLE - SEMI BRILLANTE		X	
5010006116	120	WINDSHIELD - SMOOTH	PREVENT - LISSE	X	X	X
5010006119	230	ENAMELLED CAST IRON COOKING GRID - SEMI SHINY	GRILLE DE CUISSON FONTE EMAILLEE - SEMI BRILLANTE	X		

BARBECUES : 4 SERIES PREMIUM - PREMIUM S PREMIUM W



SPARE PARTS REF.	POINTS	EN DESCRIPTIONS	FR DESCRIPTIONS	4 SERIES PREMIUM	4 SERIES PREMIUM S	4 SERIES PREMIUM W
5010006121	100	WARMING GRID (X2)	GRILLE DE MIJOTAGE (X2)	X	X	X
5010006122	250	LEFT AND RIGHT GREASE DRAWERS	TIROIRS A GRAISSE GAUCHE ET DROITE	X	X	X
5010006126	60	HEAT SHIELD	PARE CHALEUR	X	X	X
5010006127	80	TROLLEY TOP REINFORCEMENT BAR	BARRE SUPERIEURE DE RENFORT	X	X	X
5010006129	280	LEFT AND RIGHT GREASE DRAWERS	TIROIRS A GRAISSE GAUCHE ET DROITE		X	
5010006131	130	REAR PANEL - SMOOTH - BLACK	PANNEAU ARRIERE - LISSE - NOIR		X	X
5010006137	300	ENAMELLED CAST IRON COOKING GRID (FRAME + CIRCLE) - SHINY	GRILLE DE CUISSON FONTE EMAILLEE (CADRE + CERCLE) - BRILLANTE		X	X
5010006141	80	STAINLESS STEEL BURNER 50Mb	BRULEUR INOX 50Mb	X		
5010006142	300	COOKING ENAMELLED CAST IRON COOKING GRIDDLE - SHINY	PLAQUE DE CUISSON FONTE EMAILLEE - BRILLANTE		X	X
5010006149	60	SCREW BAG	SACHET DE VIS	X	X	X
5010006187	260	SIDE TABLE - SMOOTH DARK GREY	ETAGERE - LISSE GRIS FONCE	X	X	
5010006204	590	CONTROL PANEL + STOVE GAS PIPE 28Mb G1/2 (Fr) WITHOUT ELECTRODES - DARK GREY	CONSOLE + TUBULURE RECHAUD 28Mb G1/2 (Fr) AVEC ELECTRODES - GRIS FONCE		X	
5010006210	720	CONTROL PANEL + STOVE GAS PIPE 28Mb 1/4" (Ch) WITHOUT ELECTRODES - DARK GREY	CONSOLE + TUBULURE RECHAUD 28Mb 1/4" (Ch) SANS ELECTRODES - GRIS FONCE		X	
5010006214	620	CONTROL PANEL + GAS PIPE 50Mb 1/4" (De) WITHOUT ELECTRODES - DARK GREY	CONSOLE + TUBULURE 50Mb 1/4" (De) SANS ELECTRODES - GRIS FONCE	X		
5010006234	550	CONTROL PANEL + GAS PIPE 28Mb G1/2 (Fr) WITHOUT ELECTRODES - TEXTURED - BLACK	CONSOLE + TUBULURE 28Mb G1/2 (Fr) SANS ELECTRODES - TEXTURE - NOIR			X
5010006259	290	LEFT AND RIGHT DOORS WITH HANDLE - SMOOTH - DARK GREY	PORTES GAUCHE ET DROITE AVEC POIGNEE - LISSE - GRIS FONCE	X	X	
5010006261	290	LEFT AND RIGHT DOORS WITH HANDLE - SMOOTH - BLACK	PORTES GAUCHE ET DROITE AVEC POIGNEE - LISSE - NOIR			X
5010006262	40	SIDE BURNER SHELF LATCH	LATCH POUR TABLETTE AVEC RECHAUD LATERAL		X	
5010006279	100	CENTRAL GREASE TRAY SUPPORT + RAIL	SUPPORT CENTRAL POUR TIROIR GRAISSE	X	X	X
5010006287	310	LEFT AND RIGHT GREASE DRAWERS - SMOOTH - LIGHT GREY	TIROIRS A GRAISSE GAUCHE ET DROITE - LISSE - GRIS CLAIR		X	
5010006303	740	CONTROL PANEL + STOVE GAS PIPE 28Mb (Exp.) WITH ELECTRODES - DARK GREY	CONSOLE + TUBULURE RECHAUD 28Mb (Exp.) AVEC ELECTRODES - GRIS FONCE		X	